

ESPINAS Y FLORES

PUBLICATION OF THE SAN DIEGO
CACTUS AND SUCCULENT SOCIETY

TOMORROW
MAY 1969



PROJECT COMPLETE

Bright and early Saturday morning April 12th, some 17 members of our Society journeyed to the San Diego De Alcala mission to offer their plants and services toward the beautification of CALIFORNIA'S FIRST CITY ~~of the mission~~ patio for the enjoyment of visitors during the celebration of the 200th birthday anniversary of San Diego and California.

A more congenial and co-operative group would be hard to find. Everyone upon their arrival pitched in where they were needed. Gripes and groans were conspicuous by their absence. The end result of our effort after only four and one half hours of work showed that we are a group of conscientious people who realize co-operation in all projects is most important.

Those who worked on this job can be proud of what they accomplished. This included spading up about 323 square feet of hard ground, moving several yards of sand, one ton of rock and many plants. There remains only filling in a few spaces with additional plants which available and naming at some future date. We can only reiterate what was heard expressed by all as we were leaving, "Sure looks good-a job well done."
-- W.E.G. --


MAY MEETING

Saturday, May 3, 1969
2 pm

Floral Assoc. Bldg.- Balboa Park
"Our Favorite Plants"
Ruth Stanton, Nibby Klinefelter, Ruth
Richardson and Betty Hastings-Narr,
Refreshments & Things



RATN. RATN. GO AWAY.



How do you fertilize your garden? Cactus gardeners usually have gardens in soil that drains rapidly in hot and dry areas that requires rather heavy watering for satisfactory growth. Scattering dry fertilizers such as "Morganite" and superphosphate several times a year is good

practice, but results may be delayed; the use of quickly-available high nitrogen preparations may be dangerous.

I get best results by using a siphon apparatus (available at nurseries) to add fertilizer to the irrigation water. My favorite product is "Nutrisol", available from the Nutrisol Chemical Company, P.O. Box 15124, Tampa, Florida, 33614. The formula is 12-10-20 plus trace minerals. It is ideal for rapid-leaching cactus gardens.


Since Nutrisol is not too readily soluble I do not burn my plants as I often have when I used completely soluble preparations. Specifically, the siphon apparatus dilutes the fertilizer in a ratio of 15 to one. The maximum concentration of Nutrisol in the container of its solution is thus safely diluted. The results are beautiful!!!!

Cactus pundits recommend using raffia for tying side-to-side grafts. Do you know where to obtain raffia? In my recent search for it I first tried hobby shops. None of them carried it, saying it did not turn over fast enough to justify stocking it. (If and when we get rid of the inexcusable inventory tax, shopping will be easier for many items, sizes and colors, especially in small communities.)

Hobby shop owners recommended variety stores. I tried several. Most of the salespeople didn't know what raffia was. Next I tried do-it-yourself emporia. No soap, no dice, no gotten. Next I tried at florist shops. "We don't use it any more"..

Desperate, I said to a salesman at Walter Andersen's Nursery, "You don't have any raffia, do you?".. "Right over there", he replied, and I got a long braided pigtail that should last for years-\$1.35

-- Cacto Phil --



THUMBS GROWN FOR A PURPOSE

**EXCHANGE & SALES
PEOPLE TO PEOPLE**

It has been suggested to the Board by some Club members that a program of person to person exchange and sales of plants be made a feature of our monthly Club meetings. It is believed some members would like to obtain plants which they do not have and would like to release plants which they have in excess.

Other clubs provide a similar activity but in nearly every instance the project is handled somewhat differently.

A majority of the Board and Officers of the Club are favorably disposed toward the project and it has been approved. It will be conducted under the following guidelines to best serve all members in an orderly, constructive and continuing program:

- 1) It is not a Club activity as such; it is an activity by and between individual members;
- 2) It will be called the "E & S" program and a table will be set up at Club meetings especially for the activity;
- 3) Each member assumes responsibility for his plants and will assist in clean-up at the close of the meeting;
- 4) At the outset each member will be limited to the sale or exchange of three plants per meeting. The program will be discontinued or expanded according to its acceptance, usefulness and success. Limitation of plants is for the purpose of preventing individual members from making a business of the activity;
- 5) Each plant is to bear a tab showing the owner's name, the plant's botanical name and a common name if one is known and the price. Plants may be exchanged or sold.
- 6) The "E & S" table will put in operation at the May 1969 meeting.

**OPEN HOUSE CACTIVITY
SUNDAY—MAY 25th**

The San Diego Floral Assoc. has asked the cooperation of all affiliate members in open house activities at the Floral Bldg. on week ends when the building is not otherwise used for club meetings. Many Clubs throughout the County have set up floral displays of their club activities for public viewing. S. D. Cactus & Suc. Society has agreed to hold its open house on Sunday, May 25th from noon to 5 p.m. Here's where you Club members can show your stickers and display your stuff. You have plants to fill a table, part of a table or a table corner!

Suggestions: Individual specimens, family groups, flowering plants, arrangements, exotic planters--anything you like others will enjoy. This is our opportunity to accentuate cacti and succulents.

Also needed are man and woman power. Hosts to answer questions, monitor displays and point with pride.

Two exhibits are now in preparation for the National Show in Pasadena from May 5 to 9. The yards of Greenwood, Buckner and Scott are providing plants for this purpose. The same displays will be brought back and set up at the Floral Bldg. on May 25th.


At the May meeting you will have the opportunity to demonstrate your willingness to provide plants, power and moral support with your signature on a work sheet.

This is another first for our Club--an open house. Let's make it stick!

REMEMBER: Sunday, May 25th--noon to 5 p.m.

H'llo, don't believe I've met you. Are you a new species? My name is A. PORO CACTUS, var. LOFTI-POTTII.

No, I'm not a new species. I'm just now trying out the hi-pot system. I don't have your charm or grace but I'm sold on the idea.



LOFTIPOTTIIS

FROM THE
LIBRARY
TABLE




perhaps?? You see we are going a;phabetically. Several books on these interesting and easy plants.

CACTUS? -- Ah, there is the real wealth. Thirty volumes on those, some two or three volume sets, and two copies of many of the best. Books ranging all the way from "Cacti for the Amateur" through "Blooms", "Uses", (both decorative and otherwise) and growing from seed. Then if you really want to dig, there is a set on "The Morphology of Cacti". Of course in there we must include the "Cactus and Succulent Journal", both the single copies and the bound volumes. It is just not possible to list here all the angles covered in that magazine. But we got 'em and you'll like 'em..... -- Ruth --

RESPONSE RECOMMENDED: Dr. Corlis (488-8620) is offering the folling rare plants for sale to members at \$1.00 each..

Lobivia longiflora, L. Rojasii(with magent flowers), L. lateritia; Echinocereus merkerii; Echinopsis greengoldii, Echinopsis dehrenbergii, Echinopsis calochlora; and Mammillaria columbiana..plus many many others.



EVERYBODY KNOWS SOME NOSES

What is your special interest in the cactus and succulent line? Is it Agaves? We have a new volume about them, as well as references in nearly all the succulent books. Or maybe it is Aloes, we've a fine book on those, too. Bromeliads,

SORRY
WE'RE SO
BRIEF ~
VACATION
TIME
|||

