



Espinas y Flores

The Newsletter of the San Diego Cactus & Succulent Society

Affiliated with the Cactus and Succulent Society of America

Volume 46 Number 4

April 2011



**Program: Buck Hemenway
“Klein Karoo - Succulent Wonderland”**

**Plant of the Month: Ric Newcomer
“Thelocactus”**

**Feature Article: Don Hunt
“On Pots”**

**Featured Recipe:
“Cactus Soup”**

**Saturday April 9 1pm to 4pm
Casa Del Prado, Room 101
Balboa Park**

Plant Sales Begin at 10am

PRESIDENT'S MESSAGE

20 March 2011



Happy Spring, even if it is a bit gloomy on this the first day. Actually it kind of reminds me of spring in Oregon, without the sunshine the day before. Living in San Diego's mild climate gives us such opportunity to grow all kinds of plants from all over the world. Today there are South American cactus blooming away in the front yard and more to come. So I'll play like it's winter for a couple of days and then go back to summer soon. You have got to love it.

For the last couple of weekends (around the regular) we have had several people up in the Old World Garden weeding. On the 5th of March **Jennifer Harris, Jay Crowley, Susan Lewitt, Susan Lafreniere** (a non-club member who walked by and offered to help out!), **Vanessa Nelson, Jim DeForest, May Fong Ho, Jerry & Beth Markle** and I worked in the Old World Garden, while **Juergen Menzel** did his thing in the Baja Garden. On the 19th **Jennifer Harris, Susan Lafreniere** and I worked in the Old World Garden while **Janet Svoboda** spent time working in both gardens and **Juergen** was in the Baja Garden. If you are interested in helping by doing some weeding, planting and general clean up please send me an e-mail at c.miller@cox.net. We will try to get a group together each Saturday until the convention. So give us whatever time you can and we will celebrate it!



Woody Minnich discusses Peru.



Kelly Griffin judges the Brag Table.

We had a great meeting in March with **Don Hunt** talking about Euphorbias from Somalia and **Woody Minnich** taking us on a trip to Peru. **Kelly Griffin** did his usual bang up job judging the Brag Table. We had a diverse group of vendors and most of us came home with new plants and pots. I want to acknowledge our vendors again. Without them we could not put on the speakers and activities that we do. So please support them in future meetings and thank them for being there.

I announced the September trip to Lotusland and it was positively received. We will start major planning for that trip in June so hold off on sending me confirmation of attending. There will be lots going on between now and June and I wouldn't want to lose your information in the chaos. Just mark your calendars for the 10th of September.

Speaking of chaos, the convention is now streaking towards us. Less than a month away and a flurry of activity is going on. Meetings with the hotel, volunteer work schedules, putting the program together, getting advertising, arranging transportation, making center pieces, and setting up trips. Lots of our members are involved in this and are working very hard to make this a wonderful experience for our visitors. We will have a convention volunteer meeting at 11am before the next regular meeting. We will also have the volunteer work schedules available at the meeting for you to sign up for volunteering.

If you are going on a CSSA tour and have a cooler that we can borrow for that trip please contact **Janet Svoboda** at janet.svo@gmail.com.

We are adding a new feature to our June Show and Sale. An auction will be held Sunday June 5 during the afternoon. We are seeking show quality plants for the auction to raise funds for a donation to the Anza Borrego Foundation for habitat acquisition. The habitat donation will be in celebration of SDCSS's 50th anniversary. The owner of the plant(s) to be auctioned can designate the amount of the auction price to be retained by the SDCSS for the donation, with a minimum of 30% to be retained. We are looking for exceptional plants for the auction and all participants will be duly acknowledged. We hope that this event will become a permanent feature of the June show and raise conservation funds for years to come. Contacts for the auction are **Don Hunt** and **Jerry Garner**.

If you have not received your membership card stop by the information table at the meeting and pick it up. Your membership card is necessary for checking out books, getting into the June Show during members only shopping and will soon entitle you to discounts at nurseries.

We had several people sign up for the Plant Recycling Team at our March meeting. If you are interested give me an e-mail letting me know.

I look forward to seeing you all at the April meeting. Enjoy your gardens.

Chris Miller

Winter show winners



Peter Walkowiak, Juergen Menzel, Carol Maker and Rudy Lime proudly display trophy certificates for their winning entries in the 2011 Winter Show.

Mark your calendar now!
CSSA 2011 CONVENTION



April 24 - April 29, 2011
 Marriott Hotel - Mission Valley
 San Diego, California
 Watch for future updates
www.cssainc.org

Hosted by the San Diego Cactus & Succulent Society

Confirmed Speakers

Debra Baldwin
 Dr. Rudi Dorsch
 Julia Etter
 Tom Glavich
 Andrew Hankey

Tom Knapik
 Martin Kristen
 Marlon Machado
 Todd Masilko
 Dr. Matt Opel

Jackie Poole
 Dr. Jon Rebman
 Guillermo Rivera
 Gideon Smith
 Karen Zimmerman

The Klein Karoo A Succulent Wonderland and Buck Hemenway

Buck Hemenway and his wife **Yvonne** are enthusiastic growers of succulent plants. Their one-time hobby has turned into the Prickly Palace nursery, which supplies cacti and succulents to the retail nursery trade. He is President of the San Gabriel C&SS, serves on the Boards of Directors of the Gates Cactus & Succulent Society, CSSA, Jurupa Mountains Discovery Center, is Show Chair for the CSSA Show at the Huntington Library and is the Convention Chair for the 34th Biennial CSSA Convention to be held in San Diego on April 24-29.

They have traveled to South Africa on two separate occasions, most recently visiting The Klein Karoo which is one of those magical places where succulent plants proliferate. Join them for a review of a wonderful place that is home to many of the plants that we collect.



Buck and Yvonne posing with posies of the *Trichocereus pasacana* on a recent trip through northwest Argentina that was led by **Guillermo Rivera**. Photo by the editors

Plant of the Month

“Thelocactus” Ric Newcomer



“Thelocactus has for a very long time held a fascination for me as a cactus enthusiast and more than once I have written articles about some of the beautiful species in the genus. In the past years I have been fortunate to see many of these in their natural surroundings in Mexico, and they have impressed me even MORE, as they are truly magnificent plants in the wild.”

The above is a quote from the preface of **John Pilbeam’s** book “Thelocactus”. I would change a few words, such as “In the last **50** years” referring to my own experiences with this genus. John says he has seen many Thelocactus in their natural surroundings. I have also seen many throughout Mexico and Texas. And John and I agree they are truly magnificent plants in the wild but I also think they are wonderful plants to have in your collection.



T. rinconensis var. *matudae*

The genus was set up by Britton and Rose in 1922 and placed in their tribe Cereae, sub tribe Coryphanthanae. Britton and Rose’s definition of this sub tribe is as follows: “Cacti of medium size, globular or somewhat depressed, spiny, often densely so; ribs few, low or even indefinite, divided into large, often spiraled tubercles; flowering from near center of plant, borne on very tubercles, rather large for the sub tribe, campanulate, diurnal; scales on ovary usually few, their axils naked; fruit so far as known dry, dehiscent by a basal pore; seeds black, finely tuberculate, with a large basal hilum.”



T. bicolor var. *cerro bolansis bella*
Photos by Ric Newcomer

The generic name as they explained is from the Greek ‘thelo’ meaning nipple, referring to the prominent tubercles, which are a more prominent feature than the often indistinct rib structure of these plants. Britton and Rose placed 12 species beneath this genus. Backeberg recognized 17 species and a further 8 varieties. Glass and Foster recognized 10 species in 1977. Anderson in 1978 finished up with 11 species and 7 further varieties.

I have found Thelocactus easy to grow but very slow except for *T. bicolor*. This could explain why *T. bicolor* is the most common Thelocactus found in nurseries. It is very important to repot every 3 years. Waiting longer will slow down the growth. It is suggested that transplanting be done in the winter with dry soil and disturbing the roots as little as possible. This way the growth will not be slowed down.

I am including a list of Thelocactus species and varieties:

- T. buekii*
- T. hastifer*
- T. lloydii*
- T. nidulans*
- T. saussieri*
- T. conothelos* with 2 varieties
- T. leucacanthus* with 3 varieties
- T. setispinus* with 6 varieties
- T. ehrenbergii*
- T. heterochromus*
- T. longispinus*
- T. phymatothele*
- T. schwarzii*
- T. flavidispinus*
- T. kranzianus*
- T. lophothele*
- T. pottsii*
- T. bicolor* with 9 varieties
- T. hexaedrophorus* with 9 varieties
- T. rinconensis* with 3 varieties
- T. tulensis* with 2 varieties.
- T. fossulatus*
- T. lausseri*
- T. macdowellii*
- T. sanchezmejoradaii*

SDCSS HELP Wanted ADS

If you are looking for a way to help, here are some ideas:

Club Treasurer position is open! No financial experience needed!
You’ll be trained on the job by our current treasurer.

Show Co-Chairs for the Winter and Summer Shows to assist Peter Walkowiak with planning, setup, etc	Ride Coordinator: Point of contact for those members who need a ride to meetings and those willing to give rides.	Trophy Sponsorship: We are in the process of updating trophies and are looking for donations to support the process.
Education Chair for Summer Show: Put together a program for education during the summer show	Membership Committee members to support the membership chair in providing membership services.	Trip Coordinator to coordinate trips, arrange bus contracts, destination requirements, etc.

Contact **Chris Miller** at c.miller@cox.net if you would like to volunteer or for more information on what the job entails. There isn’t a better way to get to know other club members than volunteering!

March BRAG TABLE WINNERS

Judged by **Kelly Griffin**



CACTUS

Novice

1st Place, No Name - *Echinofossulocactus erectocentrus*

Intermediate

1st Place, **Chris Miller** - *Neoporteria nidus senilis*

2nd Place, **Candy & Jerry Garner** - *Mammillaria spinosissima* cv. 'Un Pico'

3rd Place, **Candy & Jerry Garner** - *Mammillaria gracilis fragilis*

Advanced

1st Place, **Peter Walkowiak** - *Thelocactus hexaedrophorus*

2nd Place, **Phyllis Flechsig** - *Acharagma (Escobaria) roseanum*

2nd Place, **Peter Walkowiak** - *Sclerocactus unacinatus*

3rd Place, **Peter Walkowiak** - *Stenocactus multicostatus*

SUCCULENTS

Novice

1st Place, **Elibet Marshall** - *Euphorbia millii*

2nd Place, **Bev Grant** - *Dudleya anthonyi*

2nd Place, **Bev Grant** - *Dudleya attenuata*

3rd Place, **Bev Grant** - *Euphorbia bupleurifolia*

3rd Place, **Bev Grant** - *Senecio kleinia* (1st bloom @ 7 yrs)

Intermediate

1st Place, **Candy & Jerry Garner** - *Aloe parvula*

2nd Place, **Tina Zucker** - *Adenium obesum*

3rd Place, **Chris Miller** - *Haworthia cuspidata* v. *variegata*

Advanced

1st Place, **Peter Walkowiak** - *Senecio fulgens*

3rd Place, **Peter Walkowiak** - *Aranchanga violeceous* (?)

Submitted by Candy Garner

(If your award has been accidentally omitted please let me know so an addendum may be made in the next issue.)



Snacks for the Break:

Those with last names beginning with A through M, please bring a snack to share at the break.

The Library corner

Don Hunt



Being a club librarian is great fun for book junkies like myself, **Steve** and **Kathy Harris**. The challenge is not only to take care of the excellent collection the club has already collected, but to acquire new books as they come out. Our hobby is so specialized, that books are published in extremely small print editions. This means not only are they expensive, but when they're sold out, that's it. To make matters worse, we only have limited space for storage, and some really good research is being done today on some very interesting plants. More and more people are participating in eco-tourism, and visiting the natural environments. For others of us, the books are as close as we are going to get. Fortunately, some writers do an excellent job.


Of the 7 books I had on my list, when I called Rainbow Gardens last month, 4 were out of print. Drat. However, I did manage to get:

Monadenium by **Albert Pritchard** published by Cactus and Co

This is a purely extra terrestrial sub group of Euphorbia sculptures posing as plant material. The book includes descriptions of the plants, lots of great pictures, and some limited cultural information. Some Monadeniums are fabulous caudiciforms and others have more of a vertical composition. If you check this book out, you will see which is which and you might add to your plant wish lists.

Lithops, Treasures of the Veld by **Steven Hammer** and **Christopher Barnhill**

I am hoping **Kelly Griffin** will have **Hammer** in to speak at our club sometime. I find him an entertaining writer and very knowledgeable. I am surprised to find this book wasn't on our inventory sheet, but this is 2nd edition, so we probably needed it anyway. Everyone should have *Lithops* in their collection, because they are so cool and don't take up much space. They grow well in small shallow pots. (like mine). Since you should have *Lithops*, you should read this book.



The New Seed Starters Handbook by **Nancy Bubel**

I wanted this one because I am having so much trouble getting good seed germination, I figured probably there are others in the club with the same difficulties. You can have it when I am finished. I will let you know.

Feature Article

“On Pots”

Don Hunt



If there is a more wonderful hobby than growing plants, it has to be making pots and growing plants. I'd like to share a few thoughts and observations, since I have a great advantage from which to experiment.

There is a lot of wisdom in the tradition of square plastic pots. They are cheap, take up less room (more plants per bench), and they are mainly uniform. What I mean by that is, when all the variables of soil mix, weather, and plant requirements are taken into consideration, the evaporation rate of all the same size pots with the same soil mix will be the same. The problem, though, is that unless all of the plants have the same requirements, some will need water before others to maintain steady growth. By careful consideration and observation of the plant successes, it will become apparent that some plants prefer dimensions not available in commercial pots. Another real advantage in square plastic pots is that the new plant you just bought is probably already in one. I don't like to automatically transplant a new plant, especially one with which I have no experience. Remember, you don't know anything about the growing conditions it is used to. Plants hate to be moved, in my experience; they just don't do it too much in nature. Adding an additional stress that isn't necessary may be too much. I managed to kill a *Dendrosicyos socotrana* in under a week. It went into shock immediately after coming home and being transplanted. Some plants seem to be especially touchy, like *Pseudolithos*, and since there is so little horticultural advice about rarities, why take a chance? Leave them in the original pot for now if there is a doubt. I try to move it along when I see active growth, and have a pot that I think will match the plant. My soil mix is different from some of my favorite growers, so I want to get it transplanted when I have the confidence that it is actually growing in my environment. I want to observe their growth habits for choosing a pot. Sometimes with plants I am not too familiar with, I am surprised at the size of the root structure when I get it out of the pot and have to go digging for a different pot. I once read somewhere to think of growing plants as growing roots. I have been very pleased with growing Agaves and Aloes, especially, in very deep pots maybe 4 times as deep as wide. I think this shape pot encourages root development and plant growth. Water will collect at the bottom of the pot and the roots will reach down to find it, much like in nature. Many cacti, on the other hand, have very shallow root systems designed for maximum exposure to quickly evapo-

rating moisture. A pot only a few inches deep and as wide as necessary has given me very nice growth and much less loss and splitting. I especially like these pots for *Ferocactus* and various *Mesemb.* The small *Mesemb.*s can be done in a dish garden this way very successfully. What is the visual purpose of the pot then, if the plant is the main interest? Does a square plastic pot present a neutral background? I would maintain that it does not. While the plant is the main interest, the plastic pot says mass produced, industrialized conformity. The visual message, then is not one of harmony, but discord. Plants that are so rare can be presented that way, because nothing will detract from the plant to the educated audience. The message becomes more apparent with a sculptural, but relatively common plant, such as *Fockea edulis* in a plastic tub. I would read this as the plant is still in training and not ready to be shown. The truly neutral pot would be one that suggested rock or soil in some way. An unglazed, iron wash, or matt glaze would be more neutral than green or black plastic.

Most likely, if you buy a pot from me (thank you very much) it will be because you like its looks. You might be thinking I am only writing this article to pimp my pots. Granted, but I have noticed that custom pots with cactus and succulents causes me to look at my plants (and pots) with fresh eyes. WHY am I going to use that pot with that plant? I'm not just reaching for the next size; I need more. How does the color work? What kind of pot is visually complementary to the plant, and what kind of pot does the growth habit call for? When I go to a plant show, I try to remind myself to notice the entire presentation and see what really works (for me) and why. Sometimes the plant is so strong it's hard to see the details. I try to look separately at each of the elements: the plant, the pot, the rocks and the top dressing. Why did the artist choose those elements? How does the rock or trunk work with the pot? Is it complementary or contrasting? There are some real visionaries among us in what amounts to a cutting edge art form. We have the ideal climate for cactus and succulents, so we are able to push the boundaries. It's not bonsai or suiseki, though it borrows from both. It is something new. Enjoy the experiments. New art forms don't come along that often, and this one is ours.



Don with a potted Euphorbia at the March meeting.

the culinary corner

This recipe provide by

Joe Kraatz



Cactus soup: mild, spineless



CILANTRO AND CHEESE float on slices of tender-crisp cactus.

CACTUS LOOKS FORBIDDING.

Stripped of its prickly points, however, it is a mild-mannered vegetable with a slightly tart flavor. Look for easy to use canned cactus (sold as *nopales* or *nopalitos*) in supermarkets and Mexican groceries.

Sopa de Nopales

- 1 tablespoon olive or salad oil
- 1 large (about 8 oz.) onion, chopped
- 1 pound (about 16 medium-size) tomatillos, husks removed, rinsed and coarsely chopped
- 6 cups regular-strength chicken broth
- 1 large jar (33 oz.) sliced cactus (nopales or nopalitos) packed in water, drained and rinsed
- 2 tablespoons lime juice
- 2 tablespoons minced fresh cilantro (coriander) leaves
- 2 ounces panela cheese or feta cheese, crumbled
- Lime wedges (optional)

In a 4- to 5-quart pan over medium heat, stir oil and onion often until onion is golden, about 15 minutes. Add tomatillos; stir often just until soft, about 6 minutes. Add broth; bring to a boil over high heat. Stir in cactus, lime juice, and cilantro. Cook until hot. Ladle soup into a tureen.

Offer cheese to add to taste.

Accompany with lime wedges. Serves 6 to 8.

Per serving: 86 cal.; 4.6 g protein; 4 g fat (0.5 g sat.); 9 g carbo.; 234 mg sodium; 2.5 mg chol.

By Betsy Reynolds Bateson

ELIBET'S CORNER



El ectronic Espinas Y Flores

The newsletter is available for viewing and downloading at the Club website, www.sdcss.net. Take a look! All members are urged to accept the e-mailed version of the newsletter in lieu of a bulk-mailed hardcopy. Each month, you will be notified by e-mail of the availability of your next issue, the speakers and events at the next meeting, and other significant announcements. The electronic version contains extra color images not found in the hardcopy, and a high resolution version, from which fully detailed images can be downloaded, is also available. Also, any errors found in the hardcopy are corrected in the electronic version. To cancel your hard copy of the **EyF**, contact the membership chairperson **Collette Parr** at collette.parr@cox.net.

UPCOMING EVENTS

Apr. 9-10: South Coast Cactus and Succulent Society Show and Sale at South Coast Botanic Gardens, 26300 Crenshaw Bl., Palos Verdes, CA. Info: 310-832-2262.

Apr. 16-17: Green Scene Plant Sale at The Fullerton Arboretum, 1900 Associated Road, Fullerton, CA.

Apr. 24-29: Cactus and Succulent Society of America Convention, San Diego, CA. Mission Valley Marriott Hotel. See included announcement, or go to www.cssainc.org

May 1: South Bay Epiphyllum Society Show and Sale, 9am to 4pm, at South Coast Botanical Gardens. Info: 310-833-6823.

May 7- 8: Sunset Cactus and Succulent Society Show and Sale at Veterans Memorial Center, Garden Room, 4117 Overland Ave., Culver City, CA. Info: 310-822-1783.

 * CSSA Corner April 2011 *
 * **Buck Hemenway**, Convention Chair *
 *
 * The Convention is upon us. The dates are April 24-29. *
 * Day passes are available. A person can choose which *
 * speakers to see and which events to participate in. *
 * See the web site at www.cssainc.org. Welcome all to *
 * beautiful San Diego. *
 *
 * The CSSA will be holding its annual Show and Sale at the Huntington *
 * Library and Botanical Gardens in San Marion, CA on July 1, 2 and 3. *
 * We hope to see many of our local Society friends there as well as out- *
 * of-towners who are able to stop by the best C&S sale anywhere. *
 * *****



Opinions expressed in articles and editorial comments are solely the opinions of the author or the editor and do not necessarily represent the opinion of the SDCSS, the Board of Directors or the organization as a whole. All material submitted to the *Espinas Y Flores* for possible publication may be edited in form and content. All material contained in the *Espinas Y Flores* may be reprinted by other non-profit organizations (unless permission is expressly denied in a note accompanying the article.) Please send one copy of the printed material to the editor. Reproduction in whole or part by any other organization without the express consent of the editor is prohibited.

The due date for submission of all material to be published in EyF will be the second-to-last Saturday of the month preceding the next monthly meeting. All submissions are to be made to the Editors. Please e-mail your articles to **Paul & Carol Maker** at pdmaker@roadrunner.com.

Otherwise unaccredited photos are the handiwork of the Editors.

Photos from the march brag table



Clockwise from upper left: *Echinocereus coccineus*, *Echinocereus viridiflorus*, *Oroya neoperuvianus*, *Echinofossulocactus erectocentrus*, *Mammillaria saboae*, *Mammillaria sp.*

More march meeting photos



Elibet Marshall proclaims "Let there be beautiful plants!"



Oroya neoperuvianus



Mammillaria sp. (?)


Don Hunt counters with these curious Somalia Euphorbia monstrosities.



Euphorbia piscidermis



Euphorbia turbiniformis.



Euphorbia multiclava

SDC&SS MEMBERSHIP APPLICATION / RENEWAL FORM

Dues are \$15.00 per calendar year per individual, and \$5.00 per year for each additional household member. Newsletter is E-mailed. Mailed paper copies of the newsletter are available for an additional \$5 a year. *Each member has all the rights and benefits of the organization.*

Annual Dues – (E-mail Newsletter) \$15.00 _____
 First class delivery USPS (Paper Newsletter) \$5.00 _____
 Annual Dues – International (Paper) \$30.00 _____
 Additional Household Member(s) \$5.00 _____

Amount Enclosed \$ _____

Member Information:
(Please PRINT to fill in ALL blanks below!!!)

Name: _____

Address: _____

City and State: _____

Zip + 4: _____

Phone Number: _____

Cell/FAX: _____

E-mail Address: _____

Additional Household Members:

Do you want to receive E-mail notifications of Club events and issues?
 Yes _____ No _____

Mail this form or a copy, along with a check or money order payable in US Funds to SDCSS to:

**SDCSS Membership Department
 c/o Collette Parr
 7924 Grape Street
 La Mesa Ca 91941-6323**

If joining in months other than January, use the following to calculate your Annual Dues at \$1.25 a month: Feb - \$13.75, Mar—\$12.50, Apr - \$11.25, May— \$10, Jun—\$8.75, Jul—\$7.50, Aug—\$6.25, Sep—\$5, Oct—\$3.75, Nov—\$2.50, Dec—\$1.25. For First Class mail, use \$1.66 a month.
(Rev. C-1, 2010-10-05)

San Diego Cactus & Succulent Society

Executive Board

President: **Chris Miller**
 Vice President: **Peter Walkowiak**
 Secretary: **Candy Garner**
 Treasurer: **Ken Blackford**

Directors

Steve Harris
Don Hunt
Jerry Garner
Cathy Clark
Kelly Griffin
Vanessa Nelson
Mark Fryer (ex-President)

Standing Committees & Sub Committees

Education, Conservation & Exhibits

Conservation: **Joe Kraatz & Herb Stern**
 Brag Table: **Candy Garner**
 Plants of the Month: **Don Hunt**
 Summer Show: **Peter Walkowiak**
 Winter Show: **Peter Walkowiak**
 Historian: **Terry Parr**
 Library: **Don Hunt, Chris Miller, Jeanette Dutton, Steve & Kathy Harris**
 Exchange Plants & Seeds: **Michelle Heckathorn & Sara Schell**

Sales, Meetings, Plant Sales & Supplies

Membership: **Collette Parr**, collette.parr@cox.net
 Mailing: **Jean & Bill O'Daniel**
 Annual Sales: **Chris Miller & Joe Kraatz**
 Auction & Holiday Plants: **Lee Badger & Tom DeMerritt**
 Monthly Plant Sales: **Joe Kraatz & Lynn Elliott**
 Monthly Supply Sales: **George & Jerry Plaisted**
 Benefit Drawing Table: **Collette & Terry Parr**
 Publicity: **Tom DeMerritt & Joe Kraatz**
 Programs: **Kelly Griffin**
 Reception: **Susan Hopkins & Judy Walkowiak**
 Monthly Regalement: **Rudy Lime & Susie White**
 Picnic Regalement: **Laura & Tom DeMerritt**
 Hospitality: **Sara Schell**

Liaison

Balboa Park Desert Garden: **Susan Hopkins**
 CSSA Affiliate Rep: **Peter Walkowiak**
 SD Botanic Garden: **Phyllis Flechsig**
 SD Botanical Garden Foundation: **George Plaisted**
 SD Floral Association: **Jeanette Dutton**
 SD Wild Animal Park Baja & Old World Gardens: **Chris Miller**

Editors: **Paul & Carol Maker**, pdmaker@roadrunner.com

Webmaster: **Gunnar Eisel**

Web Site: www.sdcss.net

Please address correspondence to:
 The San Diego Cactus & Succulent Society
 P.O. Box 33181
 San Diego, Ca 92136-3181

Mark your calendar now!

CSSA 2011 CONVENTION



April 24 - April 29, 2011
 Marriott Hotel - Mission Valley
 San Diego, California
 Watch for future updates
www.cssainc.org

Hosted by the San Diego Cactus & Succulent Society

World-renowned speakers

Debra Baldwin	Todd Masilko
Dr. Rudi Dorsch	Dr. Matt Opel
Tom Glavich	Jackie Poole
Andrew Hankey	Dr. Jon Rebman
Tom Knapik	Guillermo Rivera
Julia Etter/Martin Kristen	Gideon Smith
Marlon Machado	Karen Zimmerman

Dozens of vendors
 plants-pottery-books-artwork

Rare plant auction

Wonderful San Diego weather

Post-convention trip to Baja



Mission Valley Marriott Hotel just minutes away from SeaWorld, Qualcomm Stadium, Balboa Park, Historic Old Town and the Gaslight Quarter.

Eleven Day Trips and Tours




CACTUS AND SUCCULENT SOCIETY OF AMERICA 2011 CONVENTION SALE

Hosted by the San Diego Cactus and Succulent Society

Open to the Public
 April 26 – 28, 2011
 12:00 noon – 8:00 p.m.

For more information go to www.sdcss.net

Over 25 vendors from across the country



Plants
 Pottery
 Books
 Artwork

San Diego Marriott Mission Valley
 8757 Rio San Diego Drive