

ESPINAS Y FLORES



Vol. 59, No. 11
NOVEMBER 2024

NEWSLETTER OF THE SAN DIEGO CACTUS & SUCCULENT SOCIETY
AN AFFILIATE OF THE CACTUS AND SUCCULENT SOCIETY OF AMERICA



EUPHORBIA FLANAGANII: MEDUSA HEAD // UPCOMING EVENTS //
OCTOBER BRAG TABLE RESULTS // ...and more



ON THE COVER

Euphorbia flanaganii

Photo by **Ralph Moran**

TABLE OF CONTENTS

President’s message pg 3 // Faux plant gallery pg 4

Holiday party pg 5 // Upcoming speaker pg 6

Upcoming Coffee in the Garden pgs 7

Plant of the Month Feature pgs 8 - 11

October Brag Table results pgs 11– 28

UPCOMING SDCSS SCHEDULE

THIS MONTH’S MEETING

November 9th

OUR UPCOMING EVENT: HOLIDAY PARTY

December 14th

EXECUTIVE BOARD

President	Pam Badger
Vice President	Chris Miller
Secretary	Olga Batalov
Treasurer	Ken Brown

New Member Orientation Patricia Bryan & Jay Crowley

Monthly Regalement Sandy Wetzel-Smith

Picnic Regalement *[open]*

Coffee in the Garden Coordinator
Pam Badger

DIRECTORS

Pat Bryan, Luis Gonzalez, Jen Greene, Kelly Griffin, Dean Karras, Georgia Kenney, and Jared Petker

LIAISONS

Balboa Park Desert Garden Susan Hopkins

CSSA Affiliate Rep Rick Bjorklund

SD Botanic Foundation Lynn Elliot

SD Zoo Safari Park, Baja & Old World Gardens
May Fong Ho

Palomar CS Society Liaison Brita Miller

COMMITTEES & SUBCOMMITTEES

Conservation	Herb Stern
Brag table	Denise Huntsman-Griffin & Susan Hopkins
Plant of the Month	Pam Badger
Summer/Winter Show	<i>[open]</i>
Historian	Jerry Garner
Grants	Jerry Garner
Library Committee	Luis Gonzalez
Exchange Plants/Seeds	Michelle Heckathorn
Annual Sales	Chris Miller
Auction & Holiday Plants	Kelly Griffin
Show Auction Manager	<i>[open]</i>
Monthly Plant Sales	Chris Miller
Benefit Drawing Table	Chuck Ramey
Programs	Kelly Griffin
Reception	Susan Hopkins & Candy Garner

MEMBERSHIP, BUSINESS, & PUBLICITY

Membership	Olga Batalov
Business Manager	Donna Roden
Newsletter Editor	Der-shing Helmer
Webmaster	Jared Petker
Publicity	Christie Lathrop

CONTACT SDCSS

membership@sdcss.net

CONTACT EyF EDITOR

eyf.editor@gmail.com

Opinions expressed in articles and editorial comments are solely the opinions of the author or the editor, and do not necessarily represent the opinion of the SDCSS, the board of Directors, or the organization as a whole. All material submitted to the *Espinās y Flores* for possible publication may be edited in form and content and shared on the club’s social media with attribution. All material contained in the *Espinās y Flores* may be reprinted by other non-profit organizations unless permission is expressly denied in a note accompanying the article. Reproduction in whole or part by any other organization without the express consent of the editor is prohibited.

PRESIDENT'S MESSAGE

Greetings, friends! Fall has definitely arrived in San Diego County—chilly nights, warm sunny days—and the winter-growing succulents are coming back to life. A touch of rain like we had last year would be most welcome; meanwhile, I have started watering my Tylecodons as they leaf out.

October has been a busy month—our general meeting was quite interesting, featuring talks on *Dorstenia* by **Der-shing Helmer** as well as **Allyssa Richards's** presentation of “Extrafloral Nectaries” of *Ferocactus*—I had no idea what this was, and was fascinated by the discussion! Now I know why the dang ants are always hanging out on my *Ferocactus*. Then on the 19th, many of us got together at the garden of **Chris Miller** for Coffee in the Garden. We were treated to her beautiful, always-changing garden, and some great deals on plants, pots and, rocks—a very fun event. Thanks to Chris and BJ for hosting.

The November meeting is shaping up to hold some fun as well—the return of the **Faux (fake) Plant Brag Table!** I mentioned it here last month, but if you forgot, Here is your final notice. Get your creativity cooking and create your entry—**no live plants allowed!** Just fashion your plant out of anything and bring it to the show. **BE SURE TO NAME IT!** Let's see what you can come up with. Prizes for all entries!

[Editor note: please see next page for some great faux plant examples from previous year's meetings~](#)

Our November Speaker will be **Irwin Lightstone**, current president of the CSSA, and an ace photographer. He will be talking about the Bi-annual CSSA Convention we are hosting next year and sharing some special photos. Our Plant of the Month talk will be by **Ralph Moran**—a first time presenter who was bribed for the honor of doing a talk—he will get free tickets to the Holiday Party. Ralph will discuss *Euphorbia flanaganii*. Luis Gonzalez, our librarian, will be back from Madagascar, so be sure and bring in your library books. Holiday Party tickets will be on sale (also available at SDCSS.net) Coffee in the Garden will be on November 23rd at the home of Donna and Mike Fernandes—see details in this newsletter.

If you enjoy snacks at the break, please bring something to share if you can—it is always appreciated.

Our CSSA convention planning committee will be meeting at 12 noon—please join us and hear what we are doing and discover volunteer opportunities.

See you in the park on November 9th!

Pam Badger
October 25, 2024



FAUX PLANT GALLERY (FROM MEETINGS PAST!)



UPCOMING EVENT: HOLIDAY PARTY!

GET READY FOR OUR ANNUAL DECEMBER HOLIDAY PARTY—THE BEST TIME OF THE YEAR!

10:30-11:30: Check-in socializing, talking plants, checking out the gift plants, gift exchange plants, and auction items.

11:30: Awards ceremony.

12:00: Catered lunch served (vegetarian options available), pot-luck desserts, and gift exchange.

1:00: Numbers will be called for gift plants.

2:00: Silent auction.

MORE DETAILS

Pot-luck desserts: You are invited to bring your favorite dessert to share! Please bring a serving utensil if needed, with your name on it.

Gift Plants: SDCSS provides a free plant to all members. You will be given a ticket when you check in—save it for the drawing!

Gift Exchange (optional): You are invited to bring a plant to participate in the exchange, just put your name on the plant. **How it works:** a panel of judges will select the “Best Plant”, and the owner of that plant then gets first pick of all remaining plants. The owner of the plant they select then picks, and this continues until all plants are gone. Bring only one plant per person! As you might realize, the better the plant you bring, the sooner you get to pick! The “Best Plant” will be included in the Live Auction.

Silent auction: There will be a variety of items donated, along with some amazing centerpieces, which will be auctioned off during the party. Items will have cards to enter your bids. The highest bid at the close of the auction buys the item. If you want to donate an interesting cactus-related item you think someone would like, please bring it along.

Live auction: We will have a wonderful selection of bare-root cactus and other donated plants and items for a Live Auction, just get a numbered plate to participate. This is always lots of fun and the proceeds will be contributed towards the conservation of endangered cacti and succulents.

Tickets are 35\$ for members and 38\$ for non-members, and will be available for purchase at November meeting or [at this link on our website.](#)



2024: *Huernia zebrina*

2024 CLUB PINS!

Want to show off your love for the SDCSS? Now you can! Through our collectible club enamel pins, with a brand-new design offered every year!

Our newest pin to commemorate 2024 will be gifted, first-come-first-served, to holiday party goers... another great reason to pick up your ticket now for the December festivities!

UPCOMING GUEST SPEAKER**NOVEMBER 9th SPEAKER****IRWIN LIGHTSTONE**

**“SUCCULESSENSE: HINTS TO
CAPTURING A PLANT’S CHARACTER
IN YOUR PHOTOGRAPHY”**

ABOUT OUR SPEAKER

Pursuing his passion over his profession, Irwin closed his law practice of 29 years to become a full-time photographer. From 2010 through 2013, he was a staff photographer, then head of the photography department of the Wilson History and Research Center in Little Rock Arkansas. Since that time, he has pursued his artistic vision. Specializing in highly detailed, artistic images of cacti and succulents, Irwin’s images are widely published and collected. Publications that featured his work include the Cactus and Succulent Journal, Hasseltonia, Sansevieria, To The Point, CactusWorld, several National Geographic publications, and the new Dudleya book. In addition to private workshops and numerous programs for plant societies and photography clubs throughout the country, he’s led workshops and programs sponsored by the Dallas Museum of Art, the International Photography Hall of Fame, The Huntington, the North America Association of

Nature Photography, and the CSSA. Irwin is formerly the President of the North Texas Cactus and Succulent Society. He is Vice President, a member of the Board of Directors, and Co-Chairs the Conservation Committee of the Cactus and Succulent Society of America.

ABOUT OUR TALK

We all take pictures of cacti and succulents, but how often do those photographs capture the magic of the moment? Create images that are more beautiful, have greater visual impact, and capture that inner joy. Join Irwin for an inspirational, nontechnical presentation filled with helpful hints and fascinating photos that capture the essence of the plant. you love.

And: don’t forget to join us before the talk for our POM presentation by Ralph Moran!

[SEE YOU ON NOVEMBER 9, 2024!](#)

Join us before the meeting at noon!

The SDCSS will be hosting the Biannual CSSA International Convention of Succulent Plant enthusiasts in the Spring of 2025. This is a fun and exciting event, and we will definitely need volunteers to help out in many areas. We will be holding CSSA organizational meetings every monthly meeting at noon before the general meeting. If you have special skills and/or experience related to event organizing, or if you just want to find out more about ways to help out, please join us for this meeting and for more information!

UPCOMING EVENTS

NOVEMBER COFFEE IN THE GARDEN!

Who: Donna and Mike Fernandes

When: November 23rd,

Where: 6840 Veronica Ave San Diego 92115 **For more info, call:** 619-993-6442

Donna and I would love to see you and share our love of gardening on Saturday the 23rd of November! There will be lots of treats, plants for sale, and plenty of fun. See you then!



EUPHORBIA FLANAGANII: MEDUSA HEAD**EUPHORBIA FLANAGANII: MEDUSA HEAD**
ARTICLE BY RALPH MORAN

I started my collection of cactus and succulents after visiting the homes of my friends and expressing interest in their collection. Before I knew it, I was going home with bags full of cuttings and plants in pots that were no longer needed. I ended up with some euphorbia such as *Euphorbia ingens* and *Euphorbia tirucalli*, but my friend Ralph told me that his wife was nearly blinded by it when they were cutting it back. I thought that spiky was dangerous enough, so at the time I re-gifted the euphorbia I had and made it a point to not collect any. But early last year I inherited a *Cleistocactus strausii*, Echinopsis, Hoya, and the Medusa head from my grandma, which I thought looked like a weird sea anemone. Initially I didn't know it was a euphorbia, but once I figured it out, I couldn't let it go. From there I learned to appreciate them and began to grow my collection of euphorbias..

HABITAT

Euphorbia flanaganii can only be found in the coastal areas of the Eastern Cape and south coast of KwaZulu-Natal in South Africa. According to South African National Biodiversity Institute (SANBI), they like to live off cliff edges, where their clones can drop off and find new places to live. After observing its growth habit for over a year and a half, I can see how they get around.

CULTIVATION AND USES

- *Euphorbia flanaganii* is mostly used as an ornamental plant in landscaping and does well in a container. My grandma kept hers in a hanging basket. I have not repotted them in the nearly two years I've had them, and they seem to be very happy and growing well. Just like most Euphorbia, *E. flanaganii* are very easy to grow and propagate. You can get new plants from collected seeds or by division. The whole plant and specifically the latex is also used in traditional medicine in South Africa (SANBI).

(continued after the photo gallery)

EUPHORBIA FLANAGANII: MEDUSA HEAD



Euphorbia flanaganii in hanging pot

RALPH MORAN

EUPHORBIA FLANAGANII: MEDUSA HEAD



Clockwise from top left: *Euphorbia flavanagii* in hanging pot, closer view, plant with crested section, flower

RALPH MORAN

EUPHORBIA FLANAGANII: MEDUSA HEAD**SOIL AND POTTING**

Since I have not changed anything to my *Euphorbia flanaganii* since inheriting it, I have been able to propagate by division by breaking off the pups that hang off the side of the basket. The connecting stems are easy to break off without releasing the sap. I use E.B. Stone Cactus and Succulent mix on all my cactus and succulents but would like to learn to make my own.

WATER

During the spring and summer, I water the pots once a week, making sure to wait a little longer if the soil is still moist from the previous week's watering. In the winter, I water once a month.

LIGHTING OR SUN EXPOSURE

Euphorbia flanaganii love the sun. I put them in full sun, and they had no problems when we had that heat wave a couple months ago. If you must grow it indoors, place it in bright indirect light.

WINTER

I live in West Chula Vista, where it can occasionally get cold and has dipped in the low 30's a couple of times. The brief cold was ok for my plants, but they cannot take any frost and should be winterized or brought indoors if it gets too cold.

SUMMARY

If you want a cool plant that is easy to grow and propagate, and will add texture to your garden at home, you should get yourself a *Euphorbia flanaganii*. People will notice how weird the plant is and want it for their own garden. I have already given cuttings to friends that have commented on this unique plant.

RALPH MORANCrested *Euphorbia flanaganii***RALPH MORAN****Sources cited**

- Mabuya, Ntuthuko. "Euphorbia Flanaganii." *Euphorbia Flanaganii* | PlantZAfrica, Mar. 2019, pza.sanbi.org/euphorbia-flanaganii.
- "Medusa Head Plant 'Euphorbia Flanaganii.'" Planet Desert, planetdesert.com/products/medusa-head-plant-euphorbia-flanaganii.
- Williams, V.L., Archer, R.H., Victor, J.E., Crouch, N.R., Cunningham, A.B., Scott-Shaw, C.R., Lötter, M., Ngwenya, A.M. & Dold, A.P. 2022. *Euphorbia flanaganii* N.E.Br. National Assessment: Red List of South African Plants version

OCTOBER BRAG TABLE



MONANTHES POLYPHYLLA
JODI VISKOSKY

SDCSS members shared a full table of plants at the October Meeting's Brag Table!


Thank you for bringing in your incredible plants, and thanks to judges **Tina Zucker, Brian Shepherd,** and **Rick Bjorklund** for reviewing this table from our members. Don't forget, our November table will feature 100% faux plants, so get creating!

BRAG TABLE // NOVICE SUCCULENT



1ST: *GASTERIA SP.*

JODI VISKOSKY



2ND: *SANSEVIERIA GRACILLAS*

GEORGIA KENNEY

BRAG TABLE // NOVICE SUCCULENT



3RD: *MONANTHES POLYPHYLLA*


JODI VISKOSKY



CRASSULA RUPESTRIS 'FANTASY'

NAOMI OROSZ

BRAG TABLE // INTERMEDIATE SUCCULENT



1ST: *CEROPEGIA FUSCA*

MELANIE HOWE

BRAG TABLE // INTERMEDIATE SUCCULENT



2ND: *SCHIZOBASIS INTRICATA*

CHUCK RAMEY



3RD: *CALIBANUS HOOKERI*

CHUCK RAMEY

BRAG TABLE // INTERMEDIATE SUCCULENT



SANSEVIERIA PINGUCULA

CHUCK RAMEY



EUHPORBIA KALISANA

JARED PETKER



AEONIUM ARBOREUM

MIRIAM A PARENT

BRAG TABLE // INTERMEDIATE SUCCULENT




EUPHORBIA SUZANNAE (MALE AND FEMALE) JARED PETKER



GASTERIA ARMSTRONGII

MIRIAM A PARENT

BRAG TABLE // ADVANCED SUCCULENT



1ST: *PSEUDOLITHOS DODSONIANA X MIGIURTINS*

TINA ZUCKER

BRAG TABLE // ADVANCED SUCCULENT



2ND: *Echeveria pulvinata* 'Ruby Blush'

TINA ZUCKER



2ND: *Dorstenia foetida*

BRIAN SHEPHERD

BRAG TABLE // ADVANCED SUCCULENT



3RD: *EUPHORBIA MILII* CREST

PAM BADGER



3RD: *MONILARIA MONILIFORMIS*

TINA ZUCKER

BRAG TABLE // ADVANCED SUCCULENT



OTHONNA HERREI


CANDY AND JERRY GARNER



OTHONNA ARMIANA

TINA ZUCKER

BRAG TABLE // NOVICE CACTUS



1ST: *REBUTIA SP.*


ROCCO PIERSANTI

BRAG TABLE // NOVICE CACTUS



2ND: *CEREUS FORBESII* MONSTROSE 'MING THING'


TRICIA BOSTARD



3RD: *GYMNOCALYCIUM VATTERI*

TRICIA BOSTARD

BRAG TABLE // INTERMEDIATE CACTUS



1ST: MELOCACTUS OREAS

CHUCK RAMEY

BRAG TABLE // INTERMEDIATE CACTUS



2ND: *MYRTILLOCACTUS GEOMETRIZANS*

MIRIAM A PARENT



3RD: *FEROCACTUS CHRYSACANTHUS*


PETER HAGOPIAN

BRAG TABLE // INTERMEDIATE CACTUS



FEROCACTUS GRACILIS VAR *GRACILIS*

PETER HAGOPIAN




STENOCACTUS ALBATUS

PETER HAGOPIAN



MAMMILLARIA MATUDAE

MIRIAM A PARENT




CORYPHANTHA ANDREAE

CHUCK RAMEY

BRAG TABLE // ADVANCED CACTUS

1st
P
L
A
C
E



1ST: MYRTILLOCACTUS 'RED'

RITA LUNCEFORD